



EIZO Releases Server-Based Client Management Software

Screen Administrator™ brings lower TCO by allowing configuration and management of client PCs and FlexScan® monitors from a host server

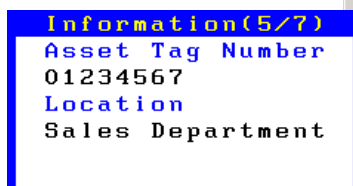
Matto, Japan, November 14, 2001 – Eizo Nanao Corporation’s new Screen Administrator proprietary software presents corporations and government facilities in a server-client environment a way to significantly reduce TCO (Total Cost of Ownership). Screen Administrator eases the workload of system administrators by allowing simple configuration and management of Windows® based client PCs¹ and EIZO FlexScan monitors from a host server rather than on each client individually. In addition, this software also features on-screen messaging and a security system for client monitors. The first EIZO products to support Screen Administrator will be the FlexScan L685 and FlexScan L375, 18.1-inch and 15-inch LCD monitors respectively. Both monitors and Screen Administrator are scheduled for release in early December of 2001. Select future FlexScan models will also support this software².

“The addition of Screen Administrator to our product lineup allows us to provide a complete package to our large volume clients that utilize a network system,” said Kunihiro Arata, General Manager of Eizo Nanao Corporation’s Overseas Sales & Marketing Division. “Not only are they getting the most innovative and reliable monitors available, but a way to manage these monitors and the computers they are connected to from a central location.”

By installing Screen Administrator software on both the host server and client PCs, and connecting the client PCs and client monitors with a USB cable, the system administrator can perform a variety of setup and management tasks on all client devices from the host server. Screen Administrator offers the following benefits.

- **Network Configuration of the Client PC** - Screen Administrator allows customization of the network settings of each client PC directly from the host server. Specifically, it can assign an IP address for each client PC, and then select which DNS and/or WINS servers on the network that the client PC will connect to. Screen Administrator can then restart the client PC to ensure that the new settings take effect.
- **Asset Management** – All asset-related information pertaining to both PC and monitor clients can be set straight from the server including location, contact person, group, and asset tag number. Once entered, the asset information for each client monitor is viewable from the monitor’s on-screen display menu.

Model Name:	L375
Serial Number:	00000000
Location:	Sales Department
Contact Person:	John Smith
Group:	Overseas Sales
Comments:	Installed on 07/2001
Asset Tag Number:	01234567




Once client monitor asset information is entered on the host server (above), it is automatically added to the OSD menu of the client monitor (left).



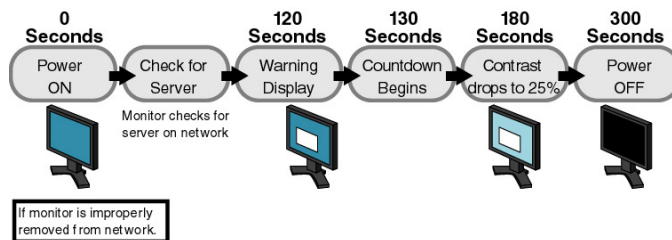
- **Client Status Confirmation** – By sending an ICMP echo to a client with an IP address, Screen Administrator can verify whether or not it is connected to the network. In addition, client PC information such as the operating system version and IP address, and client monitor information including model name, serial number, resolution, and time in use can all be confirmed from the host server.
- **Remote Monitor Control** – This software offers basic control over monitor functions including power on/off to prevent unnecessary power consumption, and activation of the auto adjustment function for instantaneous image adjustment.

Instant Messaging

With this function, the user can send messages to any individual client monitor or all monitors simultaneously. Message text size, location, color, transparency, and scroll speeds are all adjustable. This assures employees see important notices immediately as opposed to e-mail which can go unread for hours.



- **Security** - To prevent theft, any monitor removed from the network without proper settings on the server side automatically shuts down after only five minutes of use.



About EIZO

Eizo Nanao Corporation, the specialist in the development and production of state-of-the-art display systems, is based in Japan and represented in over thirty countries by a network of exclusive distributors.

For more information, please contact:

Eizo Nanao Corporation
153 Shimokashiwano
Matto, Ishikawa 924-8566
Japan
Phone: +81 76 277-6792
Fax: +81 76 277-6793
<http://www.eizo.com/>

¹Microsoft® Windows® 2000 Professional or Microsoft® Windows® 2000 Server is required on both the PC and server side.

²Screen Administrator cannot be used with the monitors of any other manufacturer.

#

All product names are trademarks or registered trademarks of their respective companies. Screen Administrator is a trademark, and FlexScan and EIZO are registered trademarks of Eizo Nanao Corporation.